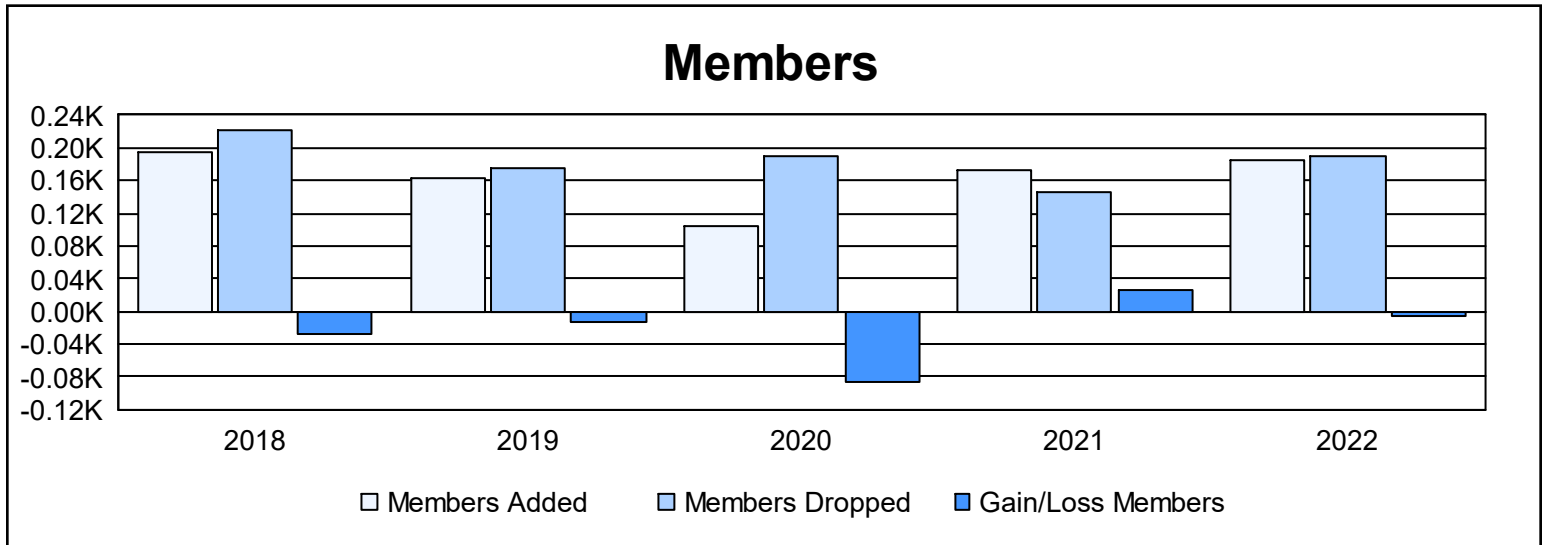
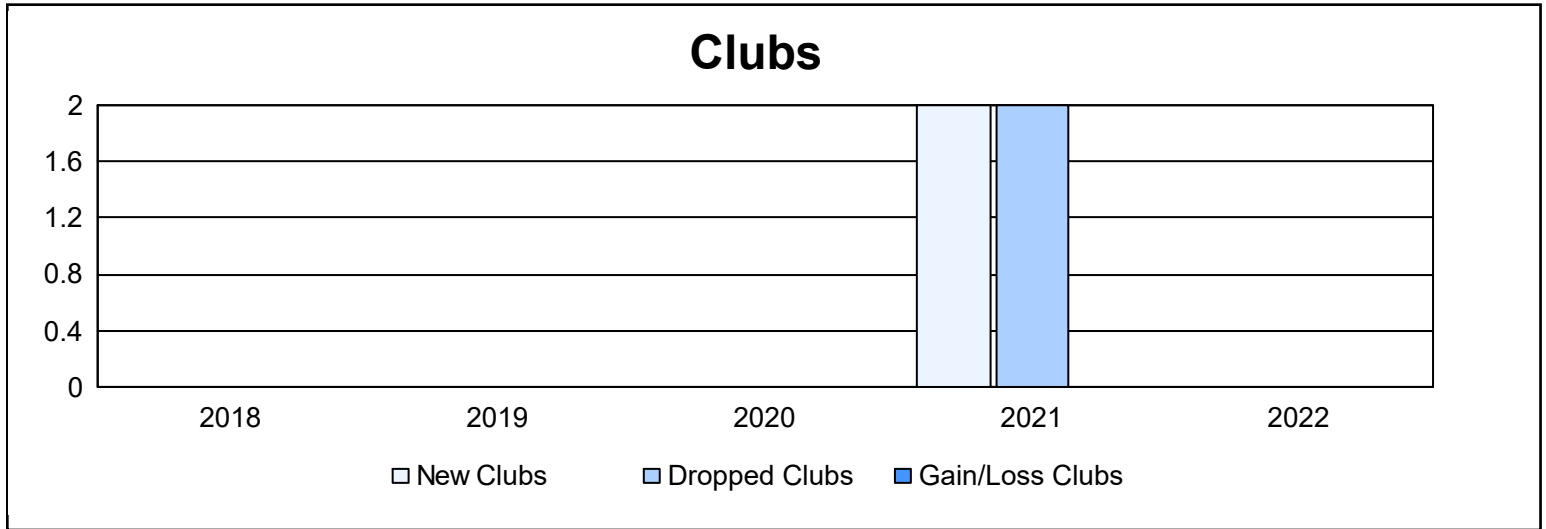
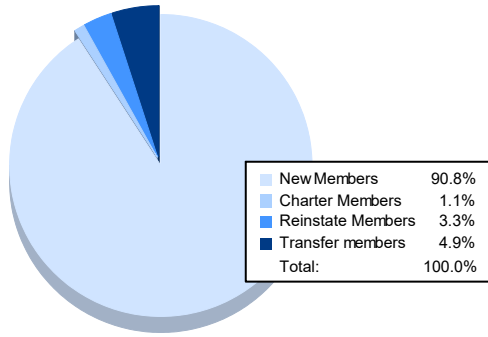


| Year | New Clubs | Dropped Clubs | Gain/ Loss Clubs | New Members | Charter Members | Reinstate Members | Transfer Members | Total Member Added | Total Members Dropped | Gain/ Loss Members |
|----------------|-----------|---------------|------------------|-------------|-----------------|-------------------|------------------|--------------------|-----------------------|--------------------|
| 2017-2018 | 0 | 0 | 0 | 168 | 4 | 9 | 13 | 194 | 222 | -28 |
| 2018-2019 | 0 | 0 | 0 | 138 | 0 | 17 | 7 | 162 | 175 | -13 |
| 2019-2020 | 0 | 0 | 0 | 89 | 2 | 8 | 6 | 105 | 190 | -85 |
| 2020-2021 | 2 | 2 | 0 | 86 | 68 | 7 | 12 | 173 | 147 | 26 |
| 2021-2022 | 0 | 0 | 0 | 167 | 2 | 6 | 9 | 184 | 190 | -6 |
| Average | 0 | 0 | 0 | 130 | 15 | 9 | 9 | 164 | 185 | -21 |



Membership Composition June 2022 Cumulative



Gender Composition June 2022 Cumulative

